



Compact worktool for daily use

Features

- **External sensor** for difficult-to-access measurements
- **Base plate for adjustment** incorporated
- **Delivered in a robust carrying case**
- **Auto-Power-Off**
- **Selectable measuring units:** mm, inch
- TB 200-0.1US-RED. can only analyse these materials: cast iron, aluminium, copper, brass, zinc, quartz glass, polyethylene, PVC, grey cast iron, nodular cast iron, steel

Technical data

- Precision: 0,5 % of [Max]
- Dimensions W×D×H 161x69x32 mm
- Battery operation, batteries standard 4× 1.5V AA
- Net weight approx. 0,3 kg
































Accessories

- **External sensor**, 5 MHz, \varnothing 6 mm, for thin test materials: measuring range (steel) 1–50 mm, SAUTER ATB-US01
- **External sensor**, 5 MHz, \varnothing 12 mm, for hot test materials: Measuring range (steel) 1–225 mm at temperatures up to approx. 300°C, 4–100 mm at temperatures up to approx. 300 °C, SAUTER ATB-US02
- **External sensor**, 5 MHz, \varnothing 10 mm, SAUTER ATU-US09
- **External sensor**, 5 MHz, \varnothing 8 mm, SAUTER ATB-US06
- **Ultrasound contact gel**, standard, can be reordered, approx. 60 ml, SAUTER ATB-US03

STANDARD				OPTION	

Model	Measuring range [Max] mm	Readout [d] mm	Sensor	Sound velocity m/sec	Option Factory calibration certificates	
					KERN	
SAUTER TB 200-0.1US.	1,5–200	0,1	5 MHz \varnothing 8 mm	500–9000	961-113	
TB 200-0.1US-RED.	1,5–200	0,1	5 MHz \varnothing 8 mm	-	961-113	

Datasheet_TB-US_V1

	Adjusting program (CAL): For quick setting of the balance's accuracy. External adjusting weight required.		Control outputs (optocoupler, digital I/O): to connect relays, signal lamps, valves, etc.		Rechargeable battery pack: rechargeable set.
	Calibration block: standard for adjusting or correcting the measuring device.		Analogue interface: to connect a suitable peripheral device for analogue processing of the measurements.		Mains adapter: 230V/50Hz in standard version for EU. On request GB, AUS or USA version available.
	Peak hold function: capturing a peak value within a measuring process.		Statistics: using the saved values, the device calculates statistical data, such as average value, standard deviation etc.		Power supply: Integrated, 230V/50Hz in EU. More standards e.g. GB, AUS or USA on request.
	Scan mode: continuous capture and display of measurements.		PC Software: to transfer the measurements from the device to a PC.		Motorised drive: The mechanical movement is carried out by an electric motor.
	Push and Pull: the measuring device can capture tension and compression forces.		Printer: a printer can be connected to the device to print out the measurements.		Motorised drive: The mechanical movement is carried out by a synchronous motor (stepper).
	Length measurement: captures the geometric dimensions of a test object or the movement during a test process.		GLP/ISO record keeping: of measurements with date, time and serial number. Only with SAUTER printers.		Fast-Move: the total length of travel can be covered by a single lever movement.
	Focus function: increases the measuring accuracy of a device within a defined measuring range.		Measuring units: Weighing units can be switched to e.g. non-metric at the touch of a key. Please refer to website for more details.		DAkkS calibration possible: The time required for DAkkS calibration is shown in days in the pictogram.
	Internal memory: to save measurements in the device memory.		Measuring with tolerance range (limit-setting function): Upper and lower limiting can be programmed individually. The process is supported by an audible or visual signal, see the relevant model		Factory calibration: The time required for factory calibration is specified in the pictogram.
	Data interface RS-232: bidirectional, for connection of printer and PC.		ZERO: Resets the display to "0".		Package shipment: The time required for internal shipping preparations is shown in days in the pictogram.
	Data interface USB: To connect the balance to a printer, PC or other peripheral devices.		Battery operation: Ready for battery operation. The battery type is specified for each device.		Pallet shipment: The time required for internal shipping preparations is shown in days in the pictogram.
	Data interface Infrared: To transfer data from the balance to a printer, PC or other peripheral devices.				

Your SAUTER specialist dealer: