



Your constant companion – compact and easy to use

Features

- Ergonomic design for easy handling
- **Data interface RS-232**, included
- **Base plate and calibration foils** included
- **Delivered in a robust carrying case**
- **Offset-Accur:** This function allows you to adjust the instrument precisely on the locally measured range by a two-point calibration. This results in a superior accuracy of approx. 1 % of the measured value
- **Selectable measuring units:** μm , mil

2 SAUTER TC 1250-0.1FN-CAR:

- Specifically designed for the automobile industry
- **Automatic recognition of measuring mode** (F or N): “point and shoot”
- **Simple and convenient 1-key operation**

Technical data
































- Precision:
 - Standard: 3 % of measured value or $\pm 2,5 \mu\text{m}$
 - Offset-Accur: 1 % of measured value or $\pm 1 \mu\text{m}$
- Smallest sample surface (radius)
 - Type F:
 - Convex: 1,5 mm
 - Concave: 25 mm
 - Type N:
 - Convex: 3 mm
 - Concave: 50 mm
- Minimal base thickness: 0,3 mm
- Dimensions WxDxH 65x28x131 mm
- Battery operation, batteries standard 4x 1.5V AAA
- Net weight approx. 81 g

Accessories

- **Software**, interface cable included, SAUTER ATC-01
- **Calibration foils** for increased measuring accuracy (covers the range from 20 up to 2000 μm , with < 3 % tolerance), SAUTER ATB-US07

STANDARD						OPTION	

Model	Measuring range [Max] μm	Readout [d] μm	Test object	Option Factory calibration certificates	
				KERN	
SAUTER TC 1250-0.1F.	100 1250	0,1 1	Non-magnetic coatings on iron, steel (F)	961-110	
TC 1250-0.1N.	100 1250	0,1 1	Insulating coatings on non-magnetic metals (N)	961-110	
TC 1250-0.1FN.	100 1250	0,1 1	Combination instrument: F/N	961-112	
TC 1250-0.1FN-CAR.	100 1250	0,1 1	Combination instrument: F/N	961-112	

	Adjusting program (CAL): For quick setting of the balance's accuracy. External adjusting weight required.		Control outputs (optocoupler, digital I/O): to connect relays, signal lamps, valves, etc.		Rechargeable battery pack: rechargeable set.
	Calibration block: standard for adjusting or correcting the measuring device.		Analogue interface: to connect a suitable peripheral device for analogue processing of the measurements.		Mains adapter: 230V/50Hz in standard version for EU. On request GB, AUS or USA version available.
	Peak hold function: capturing a peak value within a measuring process.		Statistics: using the saved values, the device calculates statistical data, such as average value, standard deviation etc.		Power supply: Integrated, 230V/50Hz in EU. More standards e.g. GB, AUS or USA on request.
	Scan mode: continuous capture and display of measurements.		PC Software: to transfer the measurements from the device to a PC.		Motorised drive: The mechanical movement is carried out by an electric motor.
	Push and Pull: the measuring device can capture tension and compression forces.		Printer: a printer can be connected to the device to print out the measurements.		Motorised drive: The mechanical movement is carried out by a synchronous motor (stepper).
	Length measurement: captures the geometric dimensions of a test object or the movement during a test process.		GLP/ISO record keeping: of measurements with date, time and serial number. Only with SAUTER printers.		Fast-Move: the total length of travel can be covered by a single lever movement.
	Focus function: increases the measuring accuracy of a device within a defined measuring range.		Measuring units: Weighing units can be switched to e.g. non-metric at the touch of a key. Please refer to website for more details.		DAkkS calibration possible: The time required for DAkkS calibration is shown in days in the pictogram.
	Internal memory: to save measurements in the device memory.		Measuring with tolerance range (limit-setting function): Upper and lower limiting can be programmed individually. The process is supported by an audible or visual signal, see the relevant model		Factory calibration: The time required for factory calibration is specified in the pictogram.
	Data interface RS-232: bidirectional, for connection of printer and PC.		ZERO: Resets the display to "0".		Package shipment: The time required for internal shipping preparations is shown in days in the pictogram.
	Data interface USB: To connect the balance to a printer, PC or other peripheral devices.		Battery operation: Ready for battery operation. The battery type is specified for each device.		Pallet shipment: The time required for internal shipping preparations is shown in days in the pictogram.
	Data interface Infrared: To transfer data from the balance to a printer, PC or other peripheral devices.				

Your SAUTER specialist dealer: