

Linear potentiometer for length measurement

Features

- This linear displacement sensor, with its lengthways coupling without rods, is specially constructed for accurate recording of distances
- By means of its compact design it is also suitable for high processing speeds
- **1** Can be used in all electrical SAUTER force testing systems to determine distances e.g. within the scope of tensile or pressure testing
- Long service life: on average up to 100×10^6 cycles
- High data collection speed
- High-resolution linear position sensor with 65,000 points over the whole measuring range
- Data transfer box with 16-bit AD converter for high resolution and speed
- **2** You will need the SAUTER AFH LD software to read and evaluate data. This allows clear force-displacement analyses
- Scope of supply: Linear potentiometer, Data transfer box, mains adapter, USB cable

Technical data

- Precision: $\pm 0,5\%$ of [Max]
- Reproducibility $< 0,03$ mm
- Internal measuring frequency: 100 Hz
- Overall dimensions WxDxH
LD 225: 374x68x38 mm
LD 300: 449x68x38 mm
LD 500: 653x68x38 mm
LD 700: 855x68x38 mm
- Cable length approx. 1 m
- Cable length mains adapter approx. 1,2 m
- Net weight approx. 0,7 kg
































Accessories

- **2** Force-displacement data transfer software with graphical representation of the measuring process, only in combination with SAUTER LD, SAUTER AFH LD

STANDARD



Model	Measuring range [Max] mm	Readout [d] mm	Direction of measurement
SAUTER LD 225	225	0,01	vertical/horizontal
LD 300	300	0,01	vertical/horizontal
LD 500	500	0,01	vertical/horizontal
LD 700	700	0,01	vertical/horizontal

	Adjusting program (CAL): For quick setting of the balance's accuracy. External adjusting weight required.		Control outputs (optocoupler, digital I/O): to connect relays, signal lamps, valves, etc.		Rechargeable battery pack: rechargeable set.
	Calibration block: standard for adjusting or correcting the measuring device.		Analogue interface: to connect a suitable peripheral device for analogue processing of the measurements.		Mains adapter: 230V/50Hz in standard version for EU. On request GB, AUS or USA version available.
	Peak hold function: capturing a peak value within a measuring process.		Statistics: using the saved values, the device calculates statistical data, such as average value, standard deviation etc.		Power supply: Integrated, 230V/50Hz in EU. More standards e.g. GB, AUS or USA on request.
	Scan mode: continuous capture and display of measurements.		PC Software: to transfer the measurements from the device to a PC.		Motorised drive: The mechanical movement is carried out by an electric motor.
	Push and Pull: the measuring device can capture tension and compression forces.		Printer: a printer can be connected to the device to print out the measurements.		Motorised drive: The mechanical movement is carried out by a synchronous motor (stepper).
	Length measurement: captures the geometric dimensions of a test object or the movement during a test process.		GLP/ISO record keeping: of measurements with date, time and serial number. Only with SAUTER printers.		Fast-Move: the total length of travel can be covered by a single lever movement.
	Focus function: increases the measuring accuracy of a device within a defined measuring range.		Measuring units: Weighing units can be switched to e.g. non-metric at the touch of a key. Please refer to website for more details.		DAkkS calibration possible: The time required for DAkkS calibration is shown in days in the pictogram.
	Internal memory: to save measurements in the device memory.		Measuring with tolerance range (limit-setting function): Upper and lower limiting can be programmed individually. The process is supported by an audible or visual signal, see the relevant model		Factory calibration: The time required for factory calibration is specified in the pictogram.
	Data interface RS-232: bidirectional, for connection of printer and PC.		ZERO: Resets the display to "0".		Package shipment: The time required for internal shipping preparations is shown in days in the pictogram.
	Data interface USB: To connect the balance to a printer, PC or other peripheral devices.		Battery operation: Ready for battery operation. The battery type is specified for each device.		Pallet shipment: The time required for internal shipping preparations is shown in days in the pictogram.
	Data interface Infrared: To transfer data from the balance to a printer, PC or other peripheral devices.				

Your SAUTER specialist dealer: