



Your reliable worktool for every day: light, easy, precise

Features

- **External sensor** for difficult-to-access measuring points
- **Base plate and calibration foils** included
- **1 Delivered in a robust carrying case**
- **Offset-Accur:** This function allows you to adjust the instrument precisely on the locally measured range by a two-point calibration. This results in a superior accuracy of approx. 1 % of the measured value
- **Selectable measuring units:** mm, µm, mil
- **Auto-Power-Off**
- SAUTER TB 2000-0.1F: Specifically designed for the automobile industry, Precision: Standard 5 % of measured value


Technical data


- Precision:
 - Standard: 3 % of measured value
 - Offset-Accur: 1 % of measured value
- Minimal measuring area: 6 mm
- Smallest sample surface (radius)
 - Type F:
 - Convex: 1,5 mm
 - Concave: 25 mm
 - Type N:
 - Convex: 3 mm
 - Concave: 50 mm
- Minimal base thickness: 0,3 mm
- Dimensions W×D×H 69×32×161 mm
- Battery operation, batteries standard 4× 1.5V AA
- Net weight approx. 0,26 kg

Accessories


- **2 Calibration foils** for increased measuring accuracy (covers the range from 20 up to 2000 µm, with < 3 % tolerance), sim. to illustration, SAUTER ATB-US07
- **3 External sensor**, Type F, SAUTER ATE 01
- **4 External sensor**, Type N, SAUTER ATE 02

STANDARD

 CAL BLOCK

 FOCUS

 ZERO
































 BATT

 1 DAY

OPTION

 ISO +4 DAYS

Model	Measuring range [Max] µm	Readout [d] µm	Test object	Option Factory calibration certificates	
				KERN	
SAUTER					
TB 1000-0.1F.	100 1000	0,1 1	Non-magnetic coatings on iron, steel (F)	961-110	
TB 2000-0.1F.	100 2000	0,1 1	Non-magnetic coatings on iron, steel (F)	961-110	
TB 1000-0.1N.	100 1000	0,1 1	Insulating coatings on non-magnetic metals (N)	961-110	
TB 1000-0.1FN.	100 1000	0,1 1	Combination instrument: F/N	961-112	

 Adjusting program (CAL): For quick setting of the balance's accuracy. External adjusting weight required.	 Control outputs (optocoupler, digital I/O): to connect relays, signal lamps, valves, etc.	 Rechargeable battery pack: rechargeable set.
 Calibration block: standard for adjusting or correcting the measuring device.	 Analogue interface: to connect a suitable peripheral device for analogue processing of the measurements.	 Mains adapter: 230V/50Hz in standard version for EU. On request GB, AUS or USA version available.
 Peak hold function: capturing a peak value within a measuring process.	 Statistics: using the saved values, the device calculates statistical data, such as average value, standard deviation etc.	 Power supply: Integrated, 230V/50Hz in EU. More standards e.g. GB, AUS or USA on request.
 Scan mode: continuous capture and display of measurements.	 PC Software: to transfer the measurements from the device to a PC.	 Motorised drive: The mechanical movement is carried out by an electric motor.
 Push and Pull: the measuring device can capture tension and compression forces.	 Printer: a printer can be connected to the device to print out the measurements.	 Motorised drive: The mechanical movement is carried out by a synchronous motor (stepper).
 Length measurement: captures the geometric dimensions of a test object or the movement during a test process.	 GLP/ISO record keeping: of measurements with date, time and serial number. Only with SAUTER printers.	 Fast-Move: the total length of travel can be covered by a single lever movement.
 Focus function: increases the measuring accuracy of a device within a defined measuring range.	 Measuring units: Weighing units can be switched to e.g. non-metric at the touch of a key. Please refer to website for more details.	 DAkkS calibration possible: The time required for DAkkS calibration is shown in days in the pictogram.
 Internal memory: to save measurements in the device memory.	 Measuring with tolerance range (limit-setting function): Upper and lower limiting can be programmed individually. The process is supported by an audible or visual signal, see the relevant model	 Factory calibration: The time required for factory calibration is specified in the pictogram.
 Data interface RS-232: bidirectional, for connection of printer and PC.	 ZERO: Resets the display to "0".	 Package shipment: The time required for internal shipping preparations is shown in days in the pictogram.
 Data interface USB: To connect the balance to a printer, PC or other peripheral devices.	 Battery operation: Ready for battery operation. The battery type is specified for each device.	 Pallet shipment: The time required for internal shipping preparations is shown in days in the pictogram.
 Data interface Infrared: To transfer data from the balance to a printer, PC or other peripheral devices.		

Your SAUTER specialist dealer: