



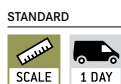
Manual test stand for highly accurate tensile and compressive force measurements, with length measurement

**Features**

- For vertical and horizontal use
- Precise measurement result
- **High level of security** with repeated measurements
- **Large base plate** with high versatility of fastening objects
- Can be used for force gauges up to 500 N (not included)
- Hook with M6 thread as standard
- **Digital length meter**
  - Measuring range: max. 200 mm
  - Readout: 0,01 mm
  - Zero setting possible
  - Pre-length can be set manually
































**Technical data**

- Max travel from base plate: 297 mm
- Travel distance per knob rotation (stroke per one turn): 3,1 mm
- Overall dimensions W×D×H 151×234×465 mm
- Net weight approx. 8,3 kg



<b>Model</b>	Measuring range	
<b>SAUTER</b>	[Max] N	
<b>TVL</b>	500	

Datasheet\_TV\_L\_V1

	<b>Adjusting program (CAL):</b> For quick setting of the balance's accuracy. External adjusting weight required.		<b>Control outputs (optocoupler, digital I/O):</b> to connect relays, signal lamps, valves, etc.		<b>Rechargeable battery pack:</b> rechargeable set.
	<b>Calibration block:</b> standard for adjusting or correcting the measuring device.		<b>Analogue interface:</b> to connect a suitable peripheral device for analogue processing of the measurements.		<b>Mains adapter:</b> 230V/50Hz in standard version for EU. On request GB, AUS or USA version available.
	<b>Peak hold function:</b> capturing a peak value within a measuring process.		<b>Statistics:</b> using the saved values, the device calculates statistical data, such as average value, standard deviation etc.		<b>Power supply:</b> Integrated, 230V/50Hz in EU. More standards e.g. GB, AUS or USA on request.
	<b>Scan mode:</b> continuous capture and display of measurements.		<b>PC Software:</b> to transfer the measurements from the device to a PC.		<b>Motorised drive:</b> The mechanical movement is carried out by an electric motor.
	<b>Push and Pull:</b> the measuring device can capture tension and compression forces.		<b>Printer:</b> a printer can be connected to the device to print out the measurements.		<b>Motorised drive:</b> The mechanical movement is carried out by a synchronous motor (stepper).
	<b>Length measurement:</b> captures the geometric dimensions of a test object or the movement during a test process.		<b>GLP/ISO record keeping:</b> of measurements with date, time and serial number. Only with SAUTER printers.		<b>Fast-Move:</b> the total length of travel can be covered by a single lever movement.
	<b>Focus function:</b> increases the measuring accuracy of a device within a defined measuring range.		<b>Measuring units:</b> Weighing units can be switched to e.g. non-metric at the touch of a key. Please refer to website for more details.		<b>DAkkS calibration possible:</b> The time required for DAkkS calibration is shown in days in the pictogram.
	<b>Internal memory:</b> to save measurements in the device memory.		<b>Measuring with tolerance range (limit-setting function):</b> Upper and lower limiting can be programmed individually. The process is supported by an audible or visual signal, see the relevant model		<b>Factory calibration:</b> The time required for factory calibration is specified in the pictogram.
	<b>Data interface RS-232:</b> bidirectional, for connection of printer and PC.		<b>ZERO:</b> Resets the display to "0".		<b>Package shipment:</b> The time required for internal shipping preparations is shown in days in the pictogram.
	<b>Data interface USB:</b> To connect the balance to a printer, PC or other peripheral devices.		<b>Battery operation:</b> Ready for battery operation. The battery type is specified for each device.		<b>Pallet shipment:</b> The time required for internal shipping preparations is shown in days in the pictogram.
	<b>Data interface Infrared:</b> To transfer data from the balance to a printer, PC or other peripheral devices.				

**Your SAUTER specialist dealer:**