



Stage plate black



Stage plate white

EDUCATIONAL LINE

The practical and robust product for schools, training centres, the workshop and laboratory

Features

- With its integrated handle as well as its stable arm curved stand, the KERN OSF-4G has been specially developed for schools and workshops
- The LED reflected and transmitted illumination included as standard guarantees the very best, continuously dimmable illumination of your sample
- As well as very good optical characteristics, its ergonomic working surface means that it offers the highest level of convenience in this class
- A turnable objective with three predefined magnifications is available to make your working procedures quicker and more effective
- The eyepieces are fixed in the eyepiece tube, to stop them getting damaged or lost
- The ergonomic shape and the stable mechanism which can be adjusted extremely accurately offer a high level of functionality and enable you to work quickly and efficiently with very little effort
- A large selection of eyepieces as well as various additional external illumination units are available as accessories
- A protective dust cover, eye cups, as well as multi-lingual user instructions are included in the scope of delivery
- Please find detailed information in the following model outfit list

Scope of application

- Training, in vitro fertilisation, detection of parasites, zoology and botany, tissue preparation, section, quality control

Applications/Samples

- Samples with focus on three-dimensional impression (depth, thickness), e.g. insects, seeds, circuit boards, components

Technical data

- Optical system: Greenough optics
- Brightness adjustable (separate)
- Tube 45° inclined
- Interpupillary distance 55 – 75 mm
- Diopter adjustment: One-sided
- Overall dimensions W×D×H 230×180×275 mm
- Net weight approx. 2,5 kg

STANDARD



Model	Standard configuration					
	Tube	Eyepiece	Field of view mm	Objective	Stand	Illumination
KERN OSF 438	Binocular	WF 10×/ø 20 mm	ø 20	1×/2×/3×	Arm curved	1 W LED (incident); 0,35 W LED (transmitted)
OSF 439	Binocular	WF 10×/ø 20 mm	ø 20	1×/2×/4×	Arm curved	1 W LED (incident); 0,35 W LED (transmitted)






















Datasheet_OSF-4G_V1

Eyepiece	Specifications – Objectives				
	Magnification	1×	2×	3×	4×
WF 5×	Total magnification	5×	10×	15×	20×
	Field of view mm	∅ 20	∅ 10	∅ 6,7	∅ 5
WF 10×	Total magnification	10×	20×	30×	40×
	Field of view mm	∅ 20	∅ 10	∅ 6,7	∅ 5
WF 15×	Total magnification	15×	30×	45×	60×
	Field of view mm	∅ 15	∅ 7,5	∅ 5	∅ 3,7
WF 20×	Total magnification	20×	40×	60×	80×
	Field of view mm	∅ 10	∅ 6,5	∅ 4,3	∅ 3,2
Working distance		57 mm	57 mm	57 mm	57 mm

Model outfit		Model KERN		Order number	
		OSF 438	OSF 439		
Eyepieces (30,5 mm)	WF 5×/∅ 16,2 mm	○○	○○	OZB-A4101	
	WF 10×/∅ 20 mm	✓✓	✓✓	OZB-A4102	
	WF 15×/∅ 15 mm	○○	○○	OZB-A4103	
	WF 20×/∅ 10 mm	○○	○○	OZB-A4104	
Stand	Arm curved, incl. handle, with LED illumination (0,35 W transmitted + 1 W incident)	✓	✓		
Stage plate	Frosted glass/∅ 59,5 mm	✓	✓	OZB-A4815	
	Black-white/∅ 59,5 mm	✓	✓	OZB-A4816	
External illumination	Please find the information about external illumination units in the catalogue on page 83 and on our website www.kern-sohn.com				

✓ = Included with delivery

○ = Option

 360°	360° rotatable microscope head	 FL-LED	Fluorescence illumination for compound microscopes With 3 W LED illumination and filter	 WLAN	WLAN data interface: For transmitting of the picture to a mobile display device
 MONO	Monocular Microscope For the inspection with one eye	 PH	Phase contrast unit For a higher contrast	 HDMI	HDMI digital camera For direct transmitting of the picture to a display device
 BINO	Binocular Microscope For the inspection with both eyes	 DF	Darkfield condenser/unit For a higher contrast due to indirect illumination	 SOFTWARE	PC software To transfer the measurements from the device to a PC.
 TRINO	Trinocular Microscope For the inspection with both eyes and the additional option for the connection of a camera	 POLAR	Polarising unit To polarise the light	 AUTO ATC	Automatic temperature compensation For measurements between 10 °C and 30 °C
 ABBE	Abbe Condenser With high numerical aperture for the concentration and the focusing of light	 INFINITY	Infinity system Infinity corrected optical system	 IP	Protection against dust and water splashes IPxx The type of protection is shown by the pictogram.
 HAL	Halogen illumination For pictures bright and rich in contrast	 ZOOM	Zoom magnification For stereomicroscopes	 BATT	Battery operation Ready for battery operation. The battery type is specified for each device.
 LED	LED illumination Cold, energy saving and especially long-life illumination	 PARALLEL	Parallel optical system For stereomicroscopes, enables fatigue-proof working	 RECHARGE	Battery operation rechargeable Prepared for a rechargeable battery operation
 IL	Incident illumination For non-transparent objects	 SCALE	Integrated scale In the eyepiece	 230 V	Mains adapter 230V/50Hz in standard version for EU. On request GB, AUS or USA version.
 TL	Transmitting illumination For transparent objects	 SD	SD card For data storage	 230 V	Power supply Integrated in balance. 230V/50Hz standard EU. More standards e.g. GB, AUS or USA on request.
 FL	Fluorescence illumination For stereomicroscopes	 USB 2.0	USB 2.0 digital camera For direct transmitting of the picture to a PC	 1 DAY	Package shipment The time required to manufacture the product internally is shown in days in the pictogram.
 FL-HBO	Fluorescence illumination for compound microscopes With 100 W mercury lamp and filter	 USB 3.0	USB 3.0 digital camera For direct transmitting of the picture to a PC		

Abbreviations

C-Mount Adapter for the connection of a camera to a trinocular microscope	LWD Long Working Distance	SWF Super Wide Field (Field number at least \varnothing 23 mm for 10 \times eyepiece)
FPS Frames per second	N.A. Numerical Aperture	W.D. Working Distance
H(S)WF High (Super) Wide Field (Eyepiece with high eye point for wearers of glasses)	SLR Kamera Single-Lens Reflex camera	WF Wide Field (Field number up to \varnothing 22 mm for 10 \times eyepiece)

Your KERN specialist dealer: